

Vermont Economic Recovery Grants

Vermont Agency of Commerce and Community Development and Department of Taxes

UPDATE: 08/24/20

This document is the result of language in ACT 115, requiring ACCD to provide weekly updates and information concerning grant guidelines, awards, and implementation to the committees of jurisdiction of the General Assembly.

- Updates to the Department of Taxes Program will also be included weekly.
- Grant program guidelines and application process, as previously shared, can be found [at the ACCD website](#).



ACCD WEEKLY UPDATE: 8/3/20

Grant Dollars Breakdown

Date	Total \$ Ask	Total \$ Approved	Total \$ Paid
as of 08/24/20	\$53.3 *	\$43.7mm	\$35.6mm
<i>*includes all submitted: denied, ineligible, incompletes.</i>			

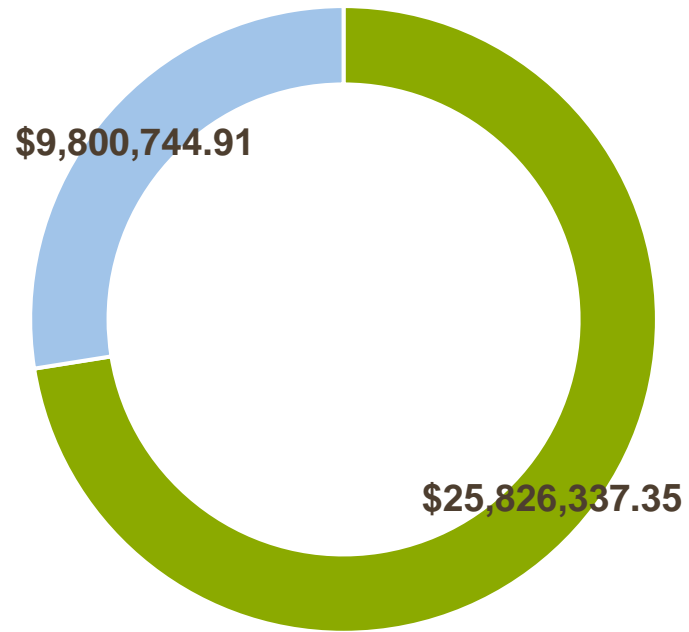
Application Breakdown

Date	Total Submitted	Approved/ Paid	Ineligible/Denied	Incomplete	In Process
as of 08/24/20	2244	1691/ 1386	125/ 131	221	76

- **Total submitted** is the number successfully completed applications.
 - *There are other applications that were started, but not fully filled out and/or ultimately submitted.*
- **Incomplete** indicates application was submitted but missing materials and business has been notified to that they need to provide additional information.
- **In Process** indicates application is going through the review and approval process.
- **SUPPLEMENTAL:** emails with attachment application notifying eligible ACCD recipients went out Monday 8/24 to 85 applicants. Estimated spend of \$5mm. Expect to transfer approx \$23 mm from ACCD to Tax for supplemental. May allow exception processing.

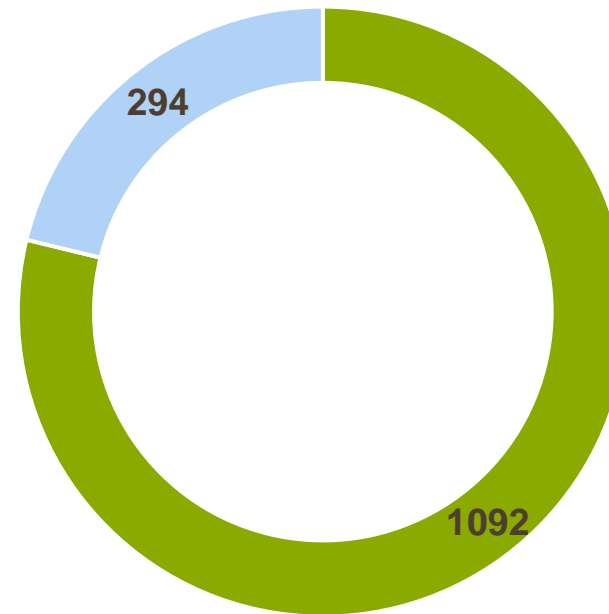


Sum of Awards



■ Act 115 ■ Act 137

Count of Award Amount



■ Act 115 ■ Act 137

TAX WEEKLY UPDATE: 7/20/20

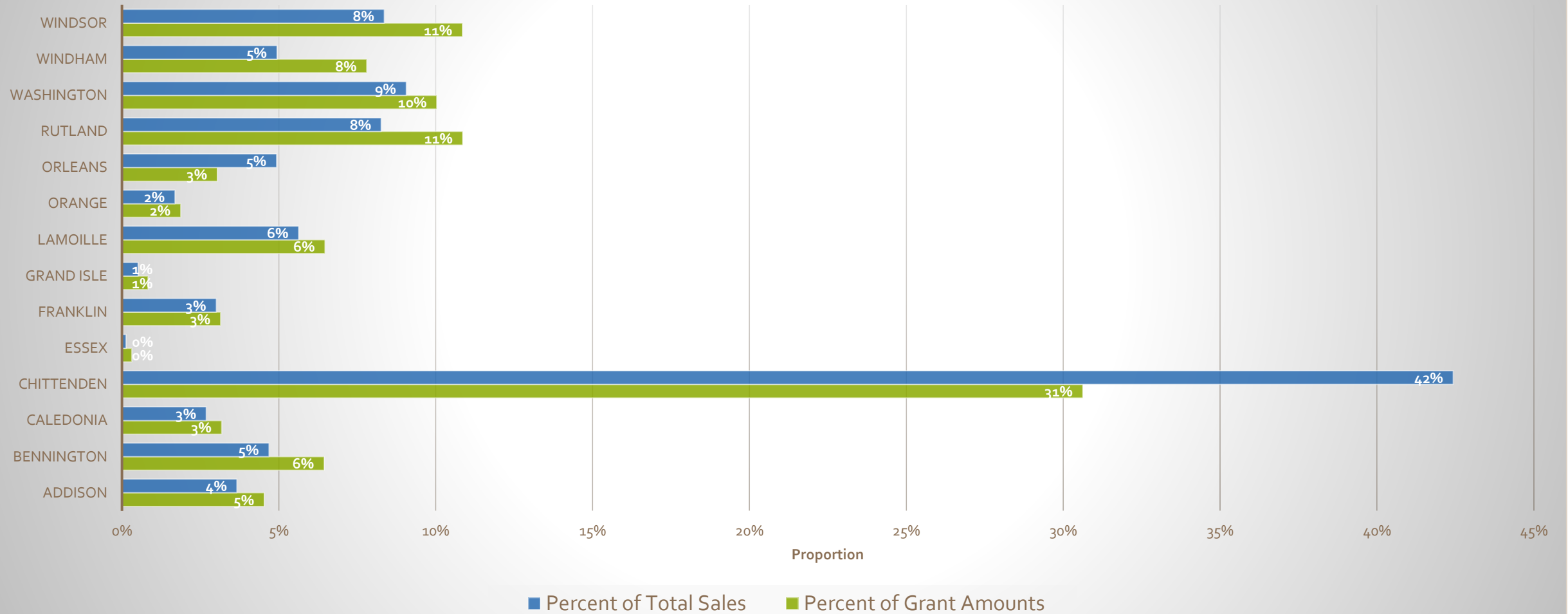
Grant Dollars Breakdown

Date	Total \$ Approved	Total \$ Paid
as of 08/24/20	\$62.4 million	\$60.9 million

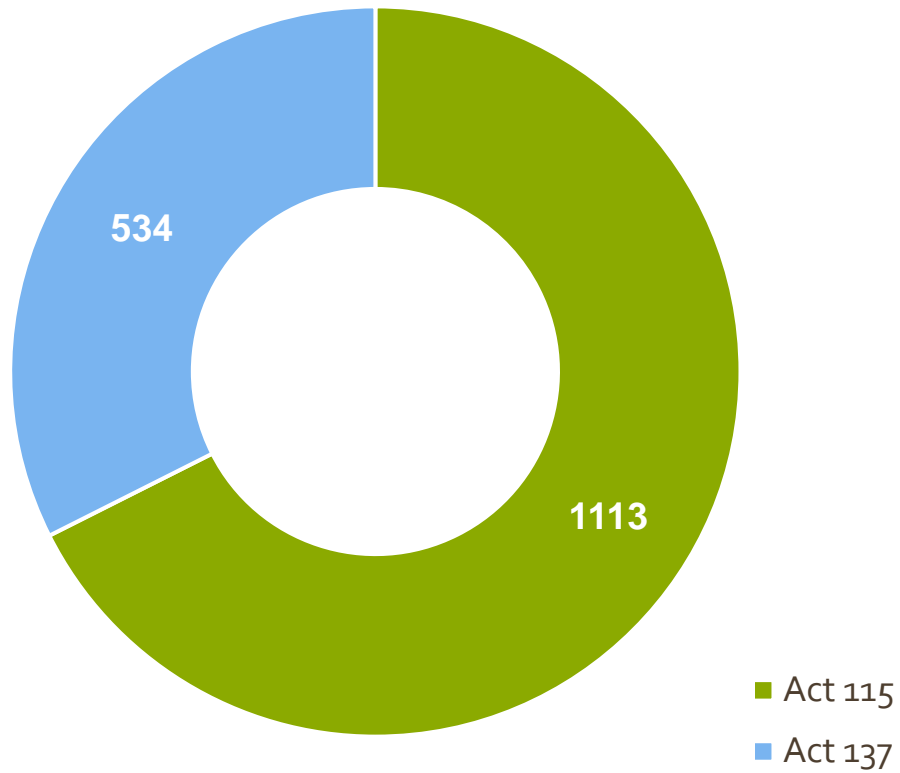
Application Breakdown

Date	Total Submitted	Approved	Ineligible	In Process	Withdrawn
as of 08/24/20	1,924	1,690	221	6	7

Proportion of Grant \$\$ vs. Proportion of Sales and Use and Meals and Rooms Total Sales from Applicants by County



**Tax Department
Fund Appropriation: Number of Grants**



**Tax Department
Fund Appropriation: Value of Grants**

